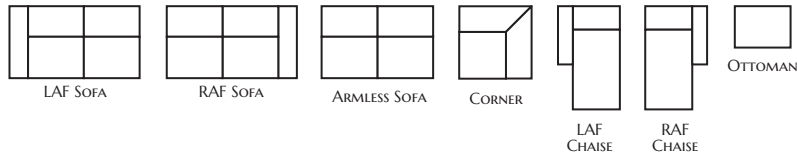
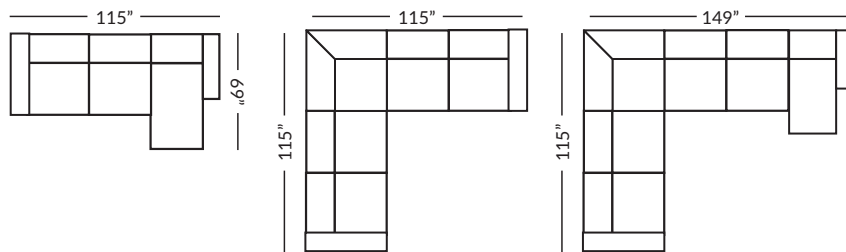


2250 JUNO COLLECTION

Park Place



POPULAR CONFIGURATIONS



Item #	Frame	W	D	H	Arm Ht	Seat Ht	Seat Dpth	Fabric 1	Fabric 2	Fabric 3
2250-350	XL Sofa	100	40	38	23.5	19	22	BODY	2-21" pillows	2-19" pillows
2250-302	Sofa	91	40	38	23.5	19	22	BODY	2-21" pillows	2-19" pillows
2250-100	Loveseat	66	40	38	23.5	19	22	BODY	2-21" pillows	-
2250-000	Chair	41	40	38	23.5	19	22	BODY	-	-
2250-500	Ottoman	39	20	17	-	-	-	BODY	-	-
2250-800	Swivel Chair	41	40	38	22.5	19	22	BODY	-	-
2250-331	RAF Sofa	74	41	38	23.5	19	22	BODY	1-21" pillow	1-19" pillow
2250-332	LAF Sofa	74	41	38	23.5	19	22	BODY	1-21" pillow	1-19" pillow
2250-900	Corner	41	41	38	-	19	22	BODY	1-21" pillow	1-19" pillow
2250-343	Armless Sofa	67	40	38	-	19	22	BODY	-	-
2250-030	RAF Chaise	41	69	38	23.5	19	51	BODY	1-21" pillow	1-19" pillow
2250-040	LAF Chaise	41	69	38	23.5	19	51	BODY	1-21" pillow	1-19" pillow

Construction Features:

Blend-down seat cushions deliver luxurious, enveloping comfort with resilient support.

Loose back pillows offer a comfortable, relaxed feel.

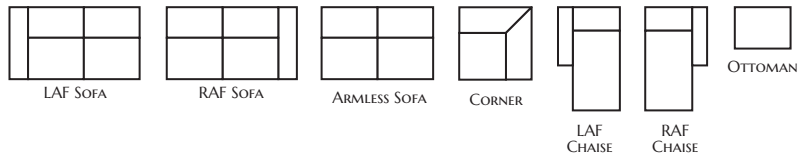
Blend-down arm pillows add a soft, luxurious touch for an elevated finish.



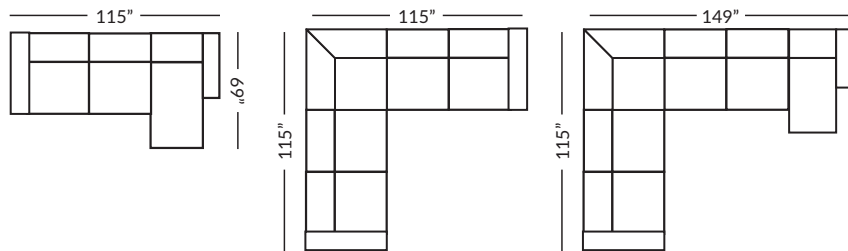
STONE & LEIGH

L2250 JUNO COLLECTION

Park Place



POPULAR CONFIGURATIONS



Item #	Frame	W	D	H	Arm Ht	Seat Ht	Seat Dpth	Fabric 1
L2250-302	Sofa	91	40	36	23	19	22.5	BODY
L2250-100	Loveseat	66	40	36	23	19	22.5	BODY
L2250-000	Chair	41	40	36	23	19	22.5	BODY
L2250-500	Ottoman	39	20	17	-	-	-	BODY
L2250-023	Chaise	41	68	38	23.5	19	49	BODY
L2250-702	Queen Sleeper	91	40	19	23.5	12	22	BODY
L2250-331	RAF Sofa	74	40	38	23.5	19	22	BODY
L2250-332	LAF Sofa	74	40	38	23.5	19	22	BODY
L2250-030	RAF Chaise	41	69	38	23.5	19	51	BODY
L2250-040	LAF Chasie	41	69	38	23.5	19	51	BODY
L2250-343	Armless Sofa	67	40	38	-	19	22	BODY
L2250-900	Corner	41	41	38	-	19	22	BODY



Construction Features:

Blend-down seat cushions deliver luxurious, enveloping comfort with resilient support.

Loose back pillows offer a comfortable, relaxed feel.

Blend-down arm pillows add a soft, luxurious touch for an elevated finish.



STONE & LEIGH